

# Copeland Semi-Hermetic air cooled condensing units



## LOW/MEDIUM TEMPERATURE APPLICATIONS - 32°C AMBIENT

PRODUCT NUMBER	CAPACITY WATTS									REC'R CAP Kg
	EVAPORATING TEMPERATURE °C									
	-35	-30	-25	-20	-15	-10	-5	0	5	
<b>COPELAND REED COMPRESSOR MODELS - R507/R404A</b>										
DKJ10X30	840	1130	1450	1810	2230	2710	2320	3810	4440	3.8
DKJ10X41	850	1140	1460	1820	2250	2720	3250	3830	4470	3.8
DKSJ15X41	1140	1470	1850	2280	2760	3310	3930	4630	5430	3.8
DKSJ15X62	1150	1490	1880	2320	2810	3370	4000	4700	5500	3.8
DLE20X72	1340	1870	2480	2480	3950	4790	5690	6650	7670	3.8
DLE20X85	1440	1980	2620	3310	4080	4970	5940	6880	7980	6.9
DLJ30X108	2410	3180	4060	5050	6160	7380	8710	10130		6.9
DLJ30X133	2460	3280	4180	5200	6370	7690	9140	10730		11.9
DLL40X133	3060	4110	5270	6660	8190	9870	11690	13640	15730	11.9
DLL40X170	3100	4260	5480	5480	8480	10290	12290	14440	16760	11.9
D2SC65X187-2		5880	7550	9490	11540	13780	16200	18800	15500	18.9
D2SC65X213-2		5980	7730	9640	11750	14080	16620	19340	15910	18.9
D3SA75X213-2		6700	8760	11090	13600	16390	19310	22400	18210	18.9
D3SA75X247-2		6790	8840	11110	13640	16450	19520	22800	18550	34.5
D3SC100X290-2		8270	10670	13390	16430	19760	23350	27200	22300	34.5
D3SC100X318-2		8430	10850	13590	16610	20040	23810	27850	22970	34.5
D3SS150X494-2		12180	15380	18930	23030	27710	32860	38340	31840	34.5
D3SS150X580-2		12500	15740	19280	23440	28300	33750	39630	31890	34.5
D4SA200X494-2		12690	16350	20430	24910	29830	35280	41280	34370	34.5
D4SA200X580-2		13310	16720	20710	25460	30890	36800	43020	34890	34.5
D4SH250X494-2		15460	19730	24410	29550	35180	41270	47740	40070	34.5
D4SH250X580-2		15590	20120	25060	30410	36270	42690	49690	40770	34.5
D4SJ300X580-2		18540	23600	29350	35770	42820	50410	58430	48420	34.5
D4SJ300X714-2		18910	24060	29980	36680	44080	52060	60530	50510	34.5
D6SH350X822-2		23190	29770	37050	45040	53840	63530	74170	60440	34.5
D6SH350X912-2		23250	30050	37600	45810	54800	64720	75710	61200	34.5
D6SJ400X822-2		27200	34370	42480	51490	61300	71800	82920	69020	34.5
D6SJ400X1024-2		27800	35150	43530	52940	63250	74330	86060	86060	34.5

### NOTES:

- \* Receiver capacity based on 80% liquid & 20% vapour by volume at 32°C (rated ambient) condition.
- \* Capacities based on nominated ambient temperatures, 20°C return vapour & inherent subcooling (2 to 3K)
- \* For changed Ambient Temperatures - increase capacity 1% for each 1°C reduction in ambient temperature. Decrease capacity by 1% for each 1°C increase in ambient temperature.
- \* For changed liquid entering temperature - increase capacity 1% for each 1°C lower liquid entry temperature. Decrease capacity 1% for each 1°C increase in liquid entry temperature.
- \* Head Cooling Fans recommended on all refrigerants below -20°C SST.

# Copeland Semi-Hermetic air cooled condensing units

## LOW/MEDIUM TEMPERATURE APPLICATIONS - 43°C AMBIENT

PRODUCT NUMBER	CAPACITY WATTS									REC'R CAP Kg
	EVAPORATING TEMPERATURE °C									
	-35	-30	-25	-20	-15	-10	-5	0	5	
<b>COPELAND REED COMPRESSOR MODELS - R507/R404A</b>										
DKJ10X30	540	760	1030	1360	1720	2160	2610	3060	3600	3.8
DKJ10X41	640	850	1170	1500	1850	2280	2730	3180	3700	3.8
DKSJ15X41	950	1150	1440	1830	2340	2920				3.8
DKSJ15X62	970	1170	1500	1910	2400	2980				3.8
DLE20X72	1110	1360	1860	2440	3080	3810	4670	5440	6190	3.8
DLE20X85	1170	1460	1930	2530	3200	3910	4760	5650	6510	6.9
DLJ30X108	1690	2360	3100	3930	4850	5880	7050	8030		6.9
DLJ30X133	1790	2460	3220	4060	4990	6060	7170	8230		11.9
DLL40X133	1970	2850	3900	5150	6630	7990	9600	11400	13570	11.9
DLL40X170	2140	3060	4150	5380	6890	8310	9890	11750	13910	11.9
D2SC65X187-2		4760	6110	7670	9570	11480	13550	15500	17630	18.9
D2SC65X213-2		5070	6340	7860	9710	11680	13820	15910	18050	18.9
D3SA75X213-2		5320	6890	8830	11050	13390	15760	18210	20820	18.9
D3SA75X247-2		5340	6910	8850	11090	13500	15980	18550	21300	34.5
D3SC100X290-2		6580	8450	10660	13590	16550	19410	22300	25600	34.5
D3SC100X318-2		7060	8660	10780	13660	16850	19970	22970	26240	34.5
D3SS150X494-2		8860	11770	15410	18950	23520	27890	31840	36550	34.5
D3SS150X580-2		9140	12120	15810	19220	23700	27920	31890	36620	34.5
D4SA200X494-2		9690	13110	16650	20390	24520	29200	34370	39670	34.5
D4SA200X580-2		10110	13430	17050	21150	25130	29840	34890	40310	34.5
D4SH250X494-2		12440	15690	19700	24580	29560	34750	40070	44580	34.5
D4SH250X580-2		12810	16190	20220	25060	30050	35520	40770	45760	34.5
D4SJ300X580-2		14700	18610	23840	29080	35440	41860	48420	54840	34.5
D4SJ300X714-2		15230	19330	24360	30100	36710	43530	50510	57770	34.5
D6SH350X822-2		18480	23930	29790	36550	44140	52350	60440	69400	34.5
D6SH350X912-2		18830	24280	30430	37230	44570	52820	61200	70100	34.5
D6SJ400X822-2		20910	27170	33940	41680	50680	59470	69020	77260	34.5
D6SJ400X1024-2		22080	28090	35210	42800	51580	60140	69920	78720	34.5



**NOTES:**

- \* Receiver capacity based on 80% liquid & 20% vapour by volume at 32°C (rated ambient) condition.
- \* Capacities based on nominated ambient temperatures, 20°C return vapour & inherent subcooling (2 to 3K)
- \* For changed Ambient Temperatures - increase capacity 1% for each 1°C reduction in ambient temperature.  
Decrease capacity by 1% for each 1°C increase in ambient temperature.
- \* For changed liquid entering temperature - increase capacity 1% for each 1°C lower liquid entry temperature.  
Decrease capacity 1% for each 1°C increase in liquid entry temperature.
- \* Head Cooling Fans recommended on all refrigerants below -20°C SST.

# Copeland Semi-Hermetic air cooled condensing units



## LOW/MEDIUM TEMPERATURE APPLICATIONS - 32°C AMBIENT

PRODUCT NUMBER	CAPACITY WATTS									REC'R CAP Kg
	EVAPORATING TEMPERATURE °C									
	-35	-30	-25	-20	-15	-10	-5	0	5	
<b>COPELAND REED COMPRESSOR MODELS - R507/R404A</b>										
DKL20X41	1140	1580	2030	2490	2990	3470				3.8
DKL20X72	1240	1670	2130	2600	3070	3610	4260			3.8
DKSL20X72	1740	2160	2680	3280	4030	4790				3.8
DKSL20X85	1830	2270	2760	3350	4110	4920				6.9
DLL30X108	2950	3940	5080	6370	7820					6.9
DLL30X133	3040	4060	5240	6600	8160					11.9
D2SA45X145-2		4990	6280	7800	9550	11513	13671			18.9
D2SA45X213-2		5160	6610	8270	10070	12018	14216			18.9
D3SA75X170-2		6520	8500	10700	13100					18.9
D3SA75X213-2		6700	8760	11090	13600	16390	19310	22400	25630	18.9
D3SC75X213-2		7950	10140	12600	15310					18.9
D3SC75X247-2		7950	10150	12560	15230	18271	21718			34.5
D3SS100X357-2		11260	14150	17430	21060	24996	29227			34.5
D3SS100X456-2		11730	14720	18120	21970	26336	31230			34.5
D4SF100X357-2		12760	15930	19480	23460					34.5
D4SF100X494-2		13240	16620	20510	24910	29768	35001			34.5
D4SL150X494-2		16830	20900	25440	30560	36262	42447			34.5
D4SL150X580-2		17120	21280	26000	31380	37393	43915			34.5
D4ST200X580-2		19700	24700	30370	36720	43677	51079			34.5
D4ST200X714-2		20030	25110	30980	37580	44781	52447			34.5
D6SL250X714-2		24060	30310	37120	44340					34.5
D6SL250X822-2		24540	31320	38630	46200	54256				34.5
D6ST320X822-2		28480	35960	44060	52380					34.5
D6ST320X912-2		28910	36390	44770	53550	62775				34.5
D6SU400X912-2		33330	42080	51820	62790					34.5
D6SU400X1024-2		33650	42520	52380	63120					34.5

### NOTES:

- \* Receiver capacity based on 80% liquid & 20% vapour by volume at 32°C (rated ambient) condition.
- \* Capacities based on nominated ambient temperatures, 20°C return vapour & inherent subcooling (2 to 3K)
- \* For changed Ambient Temperatures - increase capacity 1% for each 1°C reduction in ambient temperature. Decrease capacity by 1% for each 1°C increase in ambient temperature.
- \* For changed liquid entering temperature - increase capacity 1% for each 1°C lower liquid entry temperature. Decrease capacity 1% for each 1°C increase in liquid entry temperature.
- \* Head Cooling Fans recommended on all refrigerants below -20°C SST.

# Copeland Semi-Hermetic air cooled condensing units

## LOW/MEDIUM TEMPERATURE APPLICATIONS - 43°C AMBIENT

PRODUCT NUMBER	CAPACITY WATTS									REC'R CAP Kg
	EVAPORATING TEMPERATURE °C									
	-35	-30	-25	-20	-15	-10	-5	0	5	
<b>COPELAND REED COMPRESSOR MODELS - R507/R404A</b>										
DKL20X41	820	1210	1600	1970	2330	2670				3.8
DKL20X72	900	1290	1700	2050	2410	2780	3240			3.8
DKSL20X72	1270	1720	2190	2740	3240	3830				3.8
DKSL20X85	1330	1760	2220	2780	3310	3940				6.9
DLL30X108	2210	2990	3890	5080	6390					6.9
DLL30X133	2280	3050	4000	5180	6530					11.9
D2SA45X145-2		3600	4800	6320	7920	9615	11377			18.9
D2SA45X213-2		3920	5120	6670	8310	10121	12160			18.9
D3SA75X170-2		5030	6680	8580	10620					18.9
D3SA75X213-2		5320	6890	8830	11050	13390	15760	18210	20820	18.9
D3SC75X213-2		6270	7940	10080	12420					18.9
D3SC75X247-2		6460	8080	10150	12600	15055	17556			34.5
D3SS100X357-2		8980	11580	14390	17510	20811	24274			34.5
D3SS100X456-2		9420	12150	14960	18210	21922	26035			34.5
D4SF100X357-2		9830	12790	15940	19270					34.5
D4SF100X494-2		10370	13490	16800	20340	24252	28610			34.5
D4SL150X494-2		13430	16660	20820	25460	30200	34927			34.5
D4SL150X580-2		13800	16940	20940	25900	31269	36603			34.5
D4ST200X580-2		15600	19770	24830	30380	35973	41501			34.5
D4ST200X714-2		16060	20390	25290	30920	37326	44229			34.5
D6SL250X714-2		18970	24010	30190	37010					34.5
D6SL250X822-2		19630	25060	31050	38120	46626				34.5
D6ST320X822-2		22480	28320	35120	43290					34.5
D6ST320X912-2		22980	29120	35780	43830	53779				34.5
D6SU400X912-2		26960	34040	42920	52510					34.5
D6SU400X1024-2		27370	34340	43250	53130					34.5



**NOTES:**

- \* Receiver capacity based on 80% liquid & 20% vapour by volume at 32°C (rated ambient) condition.
- \* Capacities based on nominated ambient temperatures, 20°C return vapour & inherent subcooling (2 to 3K)
- \* For changed Ambient Temperatures - increase capacity 1% for each 1°C reduction in ambient temperature.  
Decrease capacity by 1% for each 1°C increase in ambient temperature.
- \* For changed liquid entering temperature - increase capacity 1% for each 1°C lower liquid entry temperature.  
Decrease capacity 1% for each 1°C increase in liquid entry temperature.
- \* Head Cooling Fans recommended on all refrigerants below -20°C SST.

# Copeland Semi-Hermetic air cooled condensing units



## LOW/MEDIUM TEMPERATURE APPLICATIONS - 32°C AMBIENT

PRODUCT NUMBER	CAPACITY WATTS									REC'R CAP Kg
	EVAPORATING TEMPERATURE °C									
	-35	-30	-25	-20	-15	-10	-5	0	5	
<b>COPELAND REED COMPRESSOR MODELS - R22</b>										
DKJ10X30	730	1010	1300	1660	2080	2550	3090	3670	4300	4.2
DKJ10X41	750	1030	1320	1670	2090	2580	3130	3720	4350	4.2
DKSJ15X41	940	1320	1680	2120	2620	3180	3790	4430	5110	4.2
DKSJ15X62	980	1360	1750	2190	2700	3290	3950	4660	5410	4.2
DLE20X72	1180	1670	2210	2930	3830	4740	5730	6890	8140	4.2
DLE20X85	1280	1770	2340	3050	3920	4850	5910	7090	8400	7.8
DLJ30X108	2030	2820	3860	4970	6230	7620	9130	10760	12500	7.8
DLJ30X133	2160	2950	4000	5160	6390	7850	9450	11180	13030	13.7
DLL40X133	2840	3820	5000	6380	7930	9650	11530	13560	15760	13.7
DLL40X170	2930	3930	5130	6520	8120	9920	11890	14030	16340	13.7
D2SC65X187-2					11860	14300	16750	19390	22400	22
D2SC65X213-2					12120	14550	17130	19910	23030	22
D3SA75X213-2					12490	15340	18500	22080	26220	22
D3SA75X247-2					12560	15430	18650	22300	26550	40
D3SC100X290-2					15210	18620	22370	26520	31280	40
D3SC100X318-2					15280	18790	22730	27060	31900	40
D3SS150X494-2					21640	26240	31260	37040	44000	40
D3SS150X580-2					21780	26610	31830	37780	44960	40
D4SA200X494-2					25130	30260	35860	42300	50020	40
D4SA200X580-2					25520	30890	36640	43200	51090	40
D4SH250X494-2					29980	36300	43260	51230	60510	40
D4SH250X580-2					30570	37110	44260	52420	61990	40
D4SJ300X580-2					34750	42360	50840	60530	71740	40
D4SJ300X714-2					35360	43100	51740	61740	73520	40
D6SH350X822-2					45090	54130	64050	75690	89760	40
D6SH350X912-2					45660	54830	64710	76320	90640	40
D6SJ400X822-2					50890	61990	74200	88110	104300	40
D6SJ400X1024-2					51810	63240	75770	90070	106780	40

### NOTES:

- \* Receiver capacity based on 80% liquid & 20% vapour by volume at 32°C (rated ambient) condition.
- \* Capacities based on nominated ambient temperatures, 20°C return vapour & inherent subcooling (2 to 3K)
- \* For changed Ambient Temperatures - increase capacity 1% for each 1°C reduction in ambient temperature.  
Decrease capacity by 1% for each 1°C increase in ambient temperature.
- \* For changed liquid entering temperature - increase capacity 1% for each 1°C lower liquid entry temperature.  
Decrease capacity 1% for each 1°C increase in liquid entry temperature.
- \* Head Cooling Fans recommended on all refrigerants below -20°C SST.

# Copeland Semi-Hermetic air cooled condensing units

## LOW/MEDIUM TEMPERATURE APPLICATIONS - 43°C AMBIENT

PRODUCT NUMBER	CAPACITY WATTS									REC'R CAP Kg
	EVAPORATING TEMPERATURE °C									
	-35	-30	-25	-20	-15	-10	-5	0	5	
<b>COPELAND REED COMPRESSOR MODELS - R507/R404A</b>										
DKJ10X30	590	810	1080	1400	1770	2190	2650	3180	3760	4.2
DKJ10X41	620	830	1100	1430	1800	2220	2700	3230	3820	4.2
DKSJ15X41	830	1110	1440	1830	2270	2750	3290	3890	4540	4.2
DKSJ15X62	840	1110	1460	1870	2340	2860	3430	4070	4760	4.2
DLE20X72	960	1440	1930	2520	3240	4060	4970	5970	7120	4.2
DLE20X85	1050	1570	2030	2640	3360	4180	5110	6170	7340	7.8
DLJ30X108	1650	2310	3200	4220	5330	6550	7880	9370	11060	7.8
DLJ30X133	1820	2440	3360	4340	5510	6810	8120	9530	11170	13.7
DLL40X133	2410	3300	4250	5410	6810	8410	10130	11950	13910	13.7
DLL40X170	2540	3540	4490	5620	6960	8600	10400	12400	14460	13.7
D2SC65X187-2					9830	11860	14090	16380	18790	22
D2SC65X213-2					10060	12060	14350	16800	19460	22
D3SA75X213-2					10820	13340	16150	19370	23170	22
D3SA75X247-2					10870	13420	16280	19580	23470	40
D3SC100X290-2					13270	16200	19500	23310	27840	40
D3SC100X318-2					13380	16370	19720	23600	28210	40
D3SS150X494-2					18600	22650	27350	32700	38880	40
D3SS150X580-2					18990	22810	27530	33100	39590	40
D4SA200X494-2					21800	26500	31690	37610	44520	40
D4SA200X580-2					22080	26890	32200	38270	45400	40
D4SH250X494-2					26340	32090	38370	45410	53680	40
D4SH250X580-2					26750	32730	39260	46250	54930	40
D4SJ300X580-2					30270	37080	44650	53170	62940	40
D4SJ300X714-2					30710	37710	45510	54330	64440	40
D6SH350X822-2					38900	47180	56430	66870	78870	40
D6SH350X912-2					39050	47670	57180	67800	79920	40
D6SJ400X822-2					43440	53550	64770	77400	91940	40
D6SJ400X1024-2					44220	54600	66190	79260	94250	40



### NOTES:

- \* Receiver capacity based on 80% liquid & 20% vapour by volume at 32°C (rated ambient) condition.
- \* Capacities based on nominated ambient temperatures, 20°C return vapour & inherent subcooling (2 to 3K)
- \* For changed Ambient Temperatures - increase capacity 1% for each 1°C reduction in ambient temperature.  
Decrease capacity by 1% for each 1°C increase in ambient temperature.
- \* For changed liquid entering temperature - increase capacity 1% for each 1°C lower liquid entry temperature.  
Decrease capacity 1% for each 1°C increase in liquid entry temperature.
- \* Head Cooling Fans recommended on all refrigerants below -20°C SST.

# Copeland Semi-Hermetic air cooled condensing units



LOW/MEDIUM TEMPERATURE APPLICATIONS - 32°C AMBIENT										
PRODUCT NUMBER	CAPACITY WATTS									REC'R CAP Kg
	EVAPORATING TEMPERATURE °C									
	-35	-30	-25	-20	-15	-10	-5	0	5	
COPELAND REED COMPRESSOR MODELS - R22										
DKSL20X72	1420	1940	2400	2940	3570	4320				4.2
DKSL20X85	1510	2040	2510	3030	3690	4431	5325			7.8
DLL30X108	2790	3780	4910	6210						7.8
DLL30X133	2830	3850	5020	6360						13.7
D2SA45X145-2			5480	7000	8790					22.0
D2SA45X213-2			5750	7300	9090	11246	13792			22.0
D3SA75X170-2			7420	9720	12210	14920	17935	21376	25382	22.0
D3SA75X213-2	3430	5390	7560	9910	12490	15340	18500	22080	26220	22.0
D3SC75X213-2	5470	7390	9620	12190	15120	18451	22212			22.0
D3SC75X247-2	5490	7430	9680	12270	15230	18612	22443			40.0
D3SS100X357-2	6950	9740	13090	16550	20480	24858	29664			40.0
D3SS100X456-2	7150	9850	13230	16870	21020	25710	30900			40.0
D4SF100X357-2			13140	16910	21130	25744	31000			40.0
D4SF100X494-2			13310	17490	22190	27287	32812			40.0
D4SL150X494-2			17110	22120	27630	33661	40309			40.0
D4SL150X580-2			17220	22450	28220	34493	41353			40.0
D4ST200X580-2			20060	26140	32830	40174	48178			40.0
D4ST200X714-2			20180	26480	33480	41104	49430			40.0
D6SL250X714-2			24710	31730	39640	48487	58346			40.0
D6SL250X822-2			25040	32480	40800	49998	60263			40.0
D6ST320X822-2			29800	37960	47120	57413	68976			40.0
D6ST320X912-2			29940	38300	47670	58145	69003			40.0

Ratings @10K suction superheat (operation restricted to use with demand cooling refer to Heatcraft)

#### NOTES:

- \* Receiver capacity based on 80% liquid & 20% vapour by volume at 32°C (rated ambient) condition.
- \* Capacities based on nominated ambient temperatures, 20°C return vapour & inherent subcooling (2 to 3K)
- \* For changed Ambient Temperatures - increase capacity 1% for each 1°C reduction in ambient temperature. Decrease capacity by 1% for each 1°C increase in ambient temperature.
- \* For changed liquid entering temperature - increase capacity 1% for each 1°C lower liquid entry temperature. Decrease capacity 1% for each 1°C increase in liquid entry temperature.
- \* Head Cooling Fans recommended on all refrigerants below -20°C SST.

# Copeland Semi-Hermetic air cooled condensing units

LOW/MEDIUM TEMPERATURE APPLICATIONS - 43°C AMBIENT										
PRODUCT NUMBER	CAPACITY WATTS									REC'R CAP Kg
	EVAPORATING TEMPERATURE °C									
	-35	-30	-25	-20	-15	-10	-5	0	5	
COPELAND REED COMPRESSOR MODELS - R22										
DKSL20X72	1060	1530	2060	2550	3120	3810				4.2
DKSL20X85	1120	1590	2110	2630	3220	3934				7.8
DLL30X108	2250	3120	4150	5350						7.8
DLL30X133	2330	3190	4240	5480						13.7
D2SA45X145-2				6020	7610					22.0
D2SA45X213-2				6220	7870					22.0
D3SA75X170-2			6300	8360	10580	12983	15663	18746	22364	22.0
D3SA75X213-2	2950	4460	6360	8490	10820	13340	16150	19370	23170	22.0
D3SC75X213-2	4240	5930	7940	10250	12880	15876	19273			22.0
D3SC75X247-2	4250	5950	7970	10310	12980	16019	19487			40.0
D3SS100X357-2	5160	7830	10940	14140	17660	21574	25870			40.0
D3SS100X456-2	5450	8160	11000	14180	17930	22434	27203			40.0
D4SF100X357-2			11260	14580	18220	22076	26596			40.0
D4SF100X494-2			11450	14780	18600	23004	27982			40.0
D4SL150X494-2			13920	18210	23120	28644	34734			40.0
D4SL150X580-2			14200	18550	23520	29145	35407			40.0
D4ST200X580-2			16230	1450	27000	34217	41654			40.0
D4ST200X714-2			16490	21780	27320	34786	42420			40.0
D6SL250X714-2			20210	26600	33700	41537	50216			40.0
D6SL250X822-2			20510	27200	34690	42980	52168			40.0
D6ST320X822-2			24160	31650	39760	48896	59218			40.0
D6ST320X912-2			24360	31940	40300	49510	59875			40.0



Ratings @10K suction superheat (operation restricted to use with demand cooling refer to Heatcraft)

**NOTES:**

- \* Receiver capacity based on 80% liquid & 20% vapour by volume at 32°C (rated ambient) condition.
- \* Capacities based on nominated ambient temperatures, 20°C return vapour & inherent subcooling (2 to 3K)
- \* For changed Ambient Temperatures - increase capacity 1% for each 1°C reduction in ambient temperature.  
Decrease capacity by 1% for each 1°C increase in ambient temperature.
- \* For changed liquid entering temperature - increase capacity 1% for each 1°C lower liquid entry temperature.  
Decrease capacity 1% for each 1°C increase in liquid entry temperature.
- \* Head Cooling Fans recommended on all refrigerants below -20°C SST.

# Copeland Semi-Hermetic air cooled condensing units



PRODUCT NUMBER	ELECTRICAL DATA						
	NOMINAL HP	COMPRESSOR			CONDENSER MOTOR		
		AMPS / PHASE			VOLTS	RLA	WATTS
RLA *1	MCC *2	LRA					
<b>COPELAND REED COMPRESSOR MODELS - MEDIUM TEMPERATURE</b>							
DKJ10X30	1	2.6	3.19	15.5	240/1	0.6	73
DKJ10X41	1	2.6	3.19	15.5	240/1	0.6	73
DKSJ15X41	1.5	3.2	3.4	20.4	240/1	0.6	73
DKSJ15X62	1.5	3.2	3.4	20.4	240/1	0.65	155
DLE20X72	2	4.6	5.7	37.6	240/1	0.65	155
DLE20X85	2	4.6	5.7	37.6	240/1	0.65	155
DLJ30X108	3	6.7	8.07	53	240/1	0.65	155
DLJ30X133	3	6.7	8.07	53	415/3	0.72	300
DLL40X133	4	7.9	9.5	68.5	415/3	0.72	300
DLL40X170	4	7.9	9.5	68.5	415/3	0.72	300
D2SC65X187-2	6.5	12.7	16.2	85.3	415/3	0.72	300
D2SC65X213-2	6.5	12.7	16.2	85.3	415/3	0.72	300
D3SA75X213-2	7.5	14.2	17.9	82	415/3	0.72	300
D3SA75X247-2	7.5	14.2	17.9	82	415/3	1.1	520
D3SC100X290-2	10	16.8	21.6	106	415/3	1.1	520
D3SC100X318-2	10	16.8	21.6	106	415/3	1.1	520
D3SS150X494-2	15	23.2	30.2	125	415/3	1.1	520
D3SS150X580-2	15	23.2	30.2	125	415/3	1.1	520
D4SA200X494-2	20	24.2	30.5	160	415/3	1.1	520
D4SA200X580-2	20	24.2	30.5	160	415/3	1.1	520
D4SH250X494-2	25	31.1	40.1	192	415/3	1.1	520
D4SH250X580-2	25	31.1	40.1	192	415/3	1.1	520
D4SJ300X580-2	30	36.2	47.7	218	415/3	1.1	520
D4SJ300X714-2	30	36.2	47.7	218	415/3	1.1	520
D6SH350X822-2	35	49.6	62.4	284	415/3	1.1	520
D6SH350X912-2	35	49.6	62.4	284	415/3	1.1	520
D6SJ400X822-2	40	55.2	71.8	347	415/3	1.1	520
D6SJ400X1024-2	40	55.2	71.8	347	415/3	1.1	520

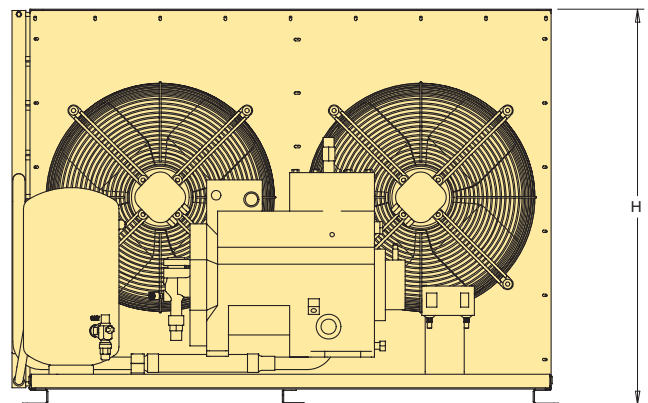
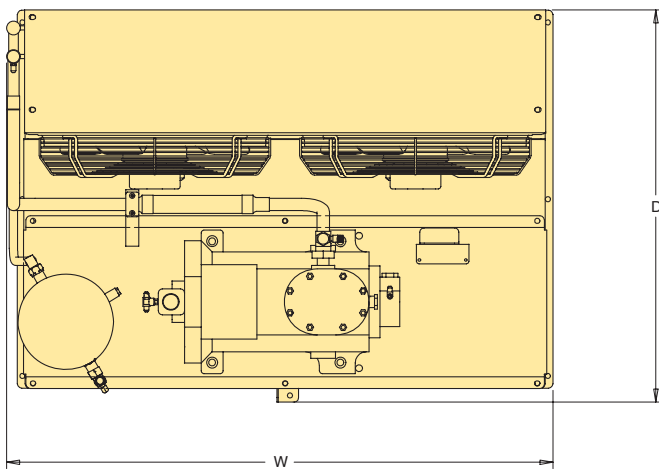
**Notes:**

1. RLA is taken at +5°C SST R22 (HT), -5°C SST R22 (R404A Scroll) (MT), -25°C SST R404A (LT), 45°C SCT. at compressor nominal rating condition.
2. M.C.C. (Maximum Continuous Current) is intended to be used as a guide for power supply rating, protection setting, and functional settings such as CPR valves.
3. Unit R.L.A. & Input Watts are given for the rated load condition based on calorimeter data where available. Actual values may change with varying conditions. RLA & Input Watts are intended as a guide
4. Unit MCC based on compressor MCC plus Fan R.L.A.
5. Sound Power - All data is preliminary only and actual levels may vary according to unit loading. (Tests are done with a Sound Intensity meter generally in accordance with ISO9614-1 intensity methods and AS1217.7 Survey method. To find Sound Pressure Level (dBA) @ 3m distance, subtract 17.5 dBA from Sound Power figures).
6. Dimensions H are with/without accessories, dimensions D include compressor and/or condenser overhang or base only.

# Copeland Semi-Hermetic air cooled condensing units

ELECTRICAL DATA			SOUND POWER dBA *5	DIMENSIONS									APPROX WEIGHT kg
UNIT				CONDENSER				UNIT					
WATTS INPUT	AMPS / PHASE			ROWS	FPI	FAN NO.	AIRFLOW l/sec	HEIGHT H	WIDTH W	DEPTH D	CONNECTIONS mm		
	RLA *3	MCC *4	SUCTION								INLET		
<b>COPELAND REED COMPRESSOR MODELS - MEDIUM TEMPERATURE</b>													
1526	3.8	4.39	69	3	8	2 x 300	570	435	950	760	5/8 S	3/8 S	98
1526	3.8	4.39	69	4	6.5	2 x 300	560	435	950	760	5/8 S	3/8 S	100
1936	4.4	4.6	69	4	6.5	2 x 300	560	435	950	760	5/8 S	3/8 S	105
2100	4.5	4.7	69	3	8	2 x 350	1038	454	958	763	5/8 S	3/8 S	110
2610	5.9	7.0	77	4	8	2 x 350	945	454	958	763	7/8 S	3/8 S	165
2610	5.9	7.0	76	4	8	2 x 350	1087	556	958	763	7/8 S	1/2 S	170
4060	8.0	9.37	75	5	10	2 x 350	1078	658	958	763	7/8 S	1/2 S	180
4350	8.1	9.51	76	3	8	2 x 500	2337	810	1260	902	7/8 S	1/2 S	185
5210	9.3	10.94	76	3	8	2 x 500	2337	810	1260	902	1-1/8 S	1/2 S	190
5210	9.3	10.94	76	4	8	2 x 500	2311	910	1260	902	1-1/8 S	1/2 S	195
7700	14.1	17.64	80	5	8	2 x 500	2190	956	1374	1130	1-1/8 S	3/4 S	290
7700	14.1	17.64	80	6	10	2 x 500	2020	956	1374	1130	1-1/8 S	3/4 S	295
8550	15.6	19.34	82	6	10	2 x 500	2020	956	1374	1130	1-3/8 S	3/4 S	335
8990	16.4	20.1	86	3	8	2 x 630	4175	1010	1715	1130	1-3/8 S	3/4 S	340
10590	19.0	23.8	86	4	8	2 x 630	3860	1010	1715	1130	1-3/8 S	3/4 S	390
10590	19.0	23.8	86	5	8	2 x 630	3580	1010	1715	1130	1-3/8 S	3/4 S	400
15480	27.6	34.6	90	3	8	4 x 630	8350	1936	1720	1210	1-3/8 S	1-1/8 S	410
15480	27.6	34.6	90	4	8	4 x 630	7720	1936	1720	1210	1-3/8 S	1-1/8 S	420
15780	28.6	34.9	90	3	8	4 x 630	8350	1936	1720	1210	1-5/8 S	1-1/8 S	455
15780	28.6	34.9	90	4	8	4 x 630	7720	1936	1720	1210	1-5/8 S	1-1/8 S	465
19880	35.5	44.5	90	3	8	4 x 630	8350	1936	1720	1220	2-1/8 S	1-1/8 S	555
19880	35.5	44.5	90	4	8	4 x 630	7720	1936	1720	1220	2-1/8 S	1-1/8 S	565
23780	40.6	52.1	90	4	8	4 x 630	7720	1936	1720	1220	2-1/8 S	1-1/8 S	600
23780	40.6	52.1	92	6	8	4 x 630	6700	1936	1720	1220	2-1/8 S	1-1/8 S	615
30820	56.2	69.0	92	4	8	6 x 630	11580	1936	2450	1250	2-1/8 S	1-1/8 S	665
30820	56.2	69.0	92	5	8	6 x 630	10730	1936	2450	1250	2-1/8 S	1-1/8 S	675
34920	61.8	78.4	92	4	8	6 x 630	11580	1936	2450	1250	2-1/8 S	1-1/8 S	680
34920	61.8	78.4	92	6	8	6 x 630	10050	1936	2450	1250	2-1/8 S	1-1/8 S	685

SECTION 3



# Copeland Semi-Hermetic air cooled condensing units



PRODUCT NUMBER	ELECTRICAL DATA						
	NOMINAL HP	COMPRESSOR			CONDENSER MOTOR		
		AMPS / PHASE			VOLTS	RLA	WATTS
RLA *1	MCC *2	LRA					
<b>COPELAND REED COMPRESSOR MODELS - LOW TEMPERATURE</b>							
DKL20X41	2	2.6	3.83	20.4	240/1	0.6	73
DKL20X72	2	2.6	3.83	20.4	240/1	0.65	155
DKSL20X72	2	3.2	4.7	20.4	240/1	0.65	155
DKSL20X85	2	3.2	4.7	20.4	240/1	0.65	155
DLL30X108	3	5.5	7.3	53	240/1	0.65	155
DLL30X133	3	5.5	7.3	53	415/3	0.72	300
D2SA45X145-2	4.5	7.4	11.4	68.5	415/3	0.72	300
D2SA45X213-2	4.5	7.4	11.4	68.5	415/3	0.72	300
D3SA75X170-2	7.5	10.5	17.9	82	415/3	0.72	300
D3SA75X213-2	7.5	10.5	17.9	82	415/3	0.72	300
D3SC75X213-2	7.5	12.4	18.7	82	415/3	0.72	300
D3SC75X247-2	7.5	12.4	18.7	82	415/3	1.1	520
D3SS100X357-2	10	15.5	26	109	415/3	1.1	520
D3SS100X456-2	10	15.5	26	109	415/3	1.1	520
D4SF100X357-2	10	16.9	26.6	104	415/3	1.1	520
D4SF100X494-2	10	16.9	26.6	104	415/3	1.1	520
D4SL150X494-2	15	21.4	35.1	140	415/3	1.1	520
D4SL150X580-2	15	21.4	35.1	140	415/3	1.1	520
D4ST200X580-2	20	24.2	39.6	160	415/3	1.1	520
D4ST200X714-2	20	24.2	39.6	160	415/3	1.1	520
D6SL250X714-2	25	31.4	51.6	192	415/3	1.1	520
D6SL250X822-2	25	31.4	51.6	192	415/3	1.1	520
D6ST320X822-2	32	39.2	64.9	284	415/3	1.1	520
D6ST320X912-2	32	39.2	64.9	284	415/3	1.1	520
D6SU400X912-2	40	48.9	73.7	347	415/3	1.1	520
D6SU400X1024-2	40	48.9	73.7	347	415/3	1.1	520

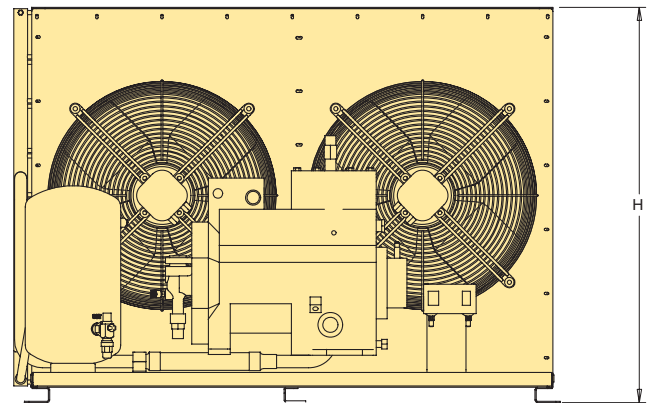
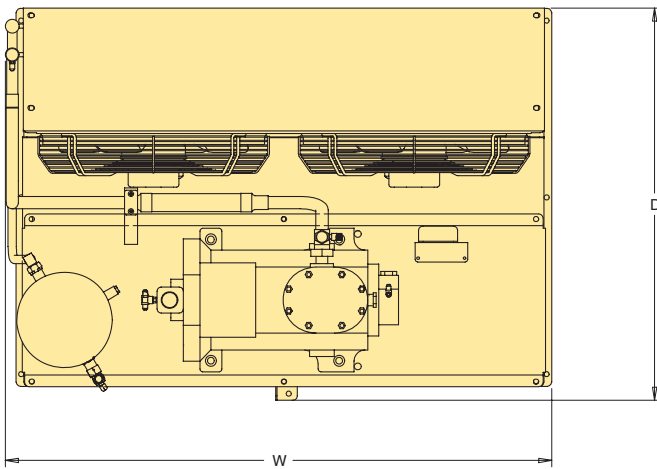
**Notes:**

1. RLA is taken at +5°C SST R22 (HT), -5°C SST R22 (R404A Scroll) (MT), -25°C SST R404A (LT), 45°C SCT. at compressor nominal rating condition.
2. M.C.C. (Maximum Continuous Current) is intended to be used as a guide for power supply rating, protection setting, and functional settings such as CPR valves.
3. Unit R.L.A. & Input Watts are given for the sated load condition based on calorimeter data where available. Actual values may change with varying conditions. RLA & Input Watts are intended as a guide
4. Unit MCC based on compressor MCC plus Fan R.L.A.
5. Sound Power - All data is preliminary only and actual levels may vary according to unit loading. (Tests are done with a Sound Intensity meter generally in accordance with ISO9614-1 intensity methods and AS1217.7 Survey method. To find Sound Pressure Level (dBA) @ 3m distance, subtract 17.5 dBA from Sound Power figures).
6. Dimensions H are with/without accessories, dimensions D include compressor and/or condenser overhang or base only.

# Copeland Semi-Hermetic air cooled condensing units

ELECTRICAL DATA			SOUND POWER dBA *5	DIMENSIONS									APPROX NETT WEIGHT kg
UNIT				CONDENSER				UNIT *6					
WATTS INPUT	AMPS / PHASE			ROWS	FPI	FAN NO.	AIRFLOW l/sec	HEIGHT H	WIDTH W	DEPTH D	CONNECTIONS mm		
	RLA *3	MCC *4	SUCTION								INLET		
<b>COPELAND REED COMPRESSOR MODELS - LOW TEMPERATURE</b>													
1416	5.03	3.8	76	4	6.8	2 x 300	560	435	950	760	5/8 S	3/8 S	155
1580	5.13	3.9	77	4	8	2 x 350	945	454	958	763	5/8 S	3/8 S	165
1990	6.0	4.5	77	4	8	2 x 350	945	454	958	763	5/8 S	3/8 S	165
1990	6.0	4.5	77	4	8	2 x 350	1087	556	958	763	5/8 S	1/2 S	170
3190	8.6	6.8	75	5	10	2 x 350	1078	658	958	763	1-1/8 S	1/2 S	180
3480	8.74	6.9	75	3	8	2 x 500	2337	810	1260	902	1-1/8 S	1/2 S	190
4640	12.84	8.8	80	3	8	2 x 500	2445	956	1374	1130	1-1/8 S	3/4 S	260
4640	12.84	8.8	80	6	10	2 x 500	2020	956	1374	1130	1-1/8 S	3/4 S	275
5650	19.34	11.9	85	4	8	2 x 500	2310	960	1374	1130	1-3/8 S	3/4 S	325
5650	19.34	11.9	82	6	10	2 x 500	2020	956	1374	1130	1-3/8 S	3/4 S	335
6750	20.14	13.8	82	6	10	2 x 500	2020	960	1374	1130	1-3/8 S	3/4 S	335
7190	20.9	14.6	86	3	8	2 x 630	4175	1010	1715	1130	1-3/8 S	3/4 S	340
8790	28.2	17.7	86	6	8	2 x 630	3350	1010	1715	1130	1-3/8 S	3/4 S	395
9310	29.3	18.8	88	5	8	3 x 630	5364	1010	2449	1130	1-3/8 S	3/4 S	410
10390	28.8	19.1	88	6	8	2 x 630	3350	1010	1715	1160	1-5/8 S	3/4 S	415
11430	31.0	21.3	90	3	8	4 x 630	8350	1936	1720	1210	1-5/8 S	1-1/8 S	435
14180	39.5	25.8	90	3	8	4 x 630	8350	1936	1720	1210	1-5/8 S	1-1/8 S	555
14180	39.5	25.8	90	4	8	4 x 630	7720	1936	1720	1210	1-5/8 S	1-1/8 S	560
16080	44.0	28.6	90	4	8	4 x 630	7720	1936	1720	1210	2-1/8 S	1-1/8 S	565
16080	44.0	28.6	90	6	8	4 x 630	6700	1936	1720	1210	2-1/8 S	1-1/8 S	575
20080	56.0	35.8	90	6	8	4 x 630	6700	1936	1720	1210	2-1/8 S	1-1/8 S	610
21120	58.2	38.0	92	4	8	6 x 630	11580	1936	2450	1250	2-1/8 S	1-1/8 S	620
23920	71.5	45.8	92	4	8	6 x 630	11580	1936	2450	1250	2-1/8 S	1-1/8 S	670
23920	71.5	45.8	92	5	8	6 x 630	10730	1936	2450	1250	2-1/8 S	1-1/8 S	675
27720	80.3	55.5	92	5	8	6 x 630	10730	1936	2450	1250	2-1/8 S	1-1/8 S	680
27720	80.3	55.5	92	5	8	6 x 630	10050	1936	2450	1250	2-1/8 S	1-1/8 S	685

SECTION 3



# Copeland Semi-Hermetic air cooled condensing units

OPTIONS											
PRODUCT NUMBER	OIL SEPARATOR		ACCUMULATOR			LIQUID LINE		LIQ. SOLENOID VALVE		LIQ. DEMOUNT. DRIER	
	INTERNAL FLOAT	C/W TRAXOIL KIT	IMPORTED	2-1/8"	1-5/8"	3/4"	7/8"	3/4"	7/8"	7/8"	1-1/8"
<b>FRAME BASE UNITS</b>											
<b>MED/HIGH TEMPERATURE - STANDARD CONDENSER</b>											
D2SC65X187-2	KP461-27 (7/8")	KP461-26 (7/8")	KP462-4 (1-1/8")			KP463-11	KP463-7	KP463-12	KP463-8	-	-
D3SA75X213-2	KP461-23 (1-1/8")	KP461-22 (1-1/8")	KP462-10 (1-1/8")			KP463-11	KP463-7	KP463-12	KP463-8		
D3SC100X290-2	KP461-15 (1-1/8")	KP461-6 (1-1/8")	KP462-4 (1-1/8")			KP463-14	KP463-7	KP463-13	KP463-8	KP464-6	
D3SS150X494-2	KP461-24 (1-1/8")	KP461-20 (1-1/8")	KP462-11 (1-3/8")				KP463-22		KP463-21	KP464-4	KP464-5
D4SA200X494-2	KP461-25 (1-3/8")	KP461-21 (1-3/8")	KP462-5 (1-5/8")		KP462-22		KP463-22		KP463-21	KP464-4	KP464-5
D4SH250X494-2	KP461-25 (1-3/8")	KP461-21 (1-3/8")	KP462-5 (1-5/8")		KP462-22		KP463-22		KP463-21	KP464-4	KP464-5
D4SJ300X580-2	KP461-25 (1-3/8")	KP461-21 (1-3/8")	KP462-5 (1-5/8")		KP462-22		KP463-22		KP463-21	KP464-4	KP464-5
D6SH350X822-2	KP461-33 (2-1/8")	KP461-32 (1-5/8")	KP462-5 (1-5/8")	KP462-20			KP463-10		KP463-9	KP464-2	KP464-7
D6SJ400X822-2	KP461-33 (2-1/8")	KP461-32 (1-5/8")	KP462-5 (1-5/8")	KP462-20			KP463-10		KP463-9	KP464-2	KP464-7
<b>MED/HIGH TEMPERATURE - LARGE CONDENSER</b>											
D2SC65X213-2	KP461-27 (7/8")	KP461-26 (7/8")	KP462-4 (1-1/8")			KP463-11	KP463-7	KP463-12	KP463-8		
D3SA75X247-2	KP461-15 (1-1/8")	KP461-6 (1-1/8")	KP462-4 (1-1/8")			KP463-14	KP463-7	KP463-13	KP463-8	KP464-6	
D3SC100X318-2	KP461-15 (1-1/8")	KP461-6 (1-1/8")	KP462-4 (1-1/8")			KP463-14	KP463-7	KP463-13	KP463-8	KP464-6	
D3SS150X580-2	KP461-24 (1-1/8")	KP461-20 (1-1/8")	KP462-11 (1-3/8")				KP463-22		KP463-21	KP464-4	KP464-5
D4SA200X580-2	KP461-25 (1-3/8")	KP461-21 (1-3/8")	KP462-5 (1-5/8")		KP462-22		KP463-22		KP463-21	KP464-4	KP464-5
D4SH250X580-2	KP461-25 (1-3/8")	KP461-21 (1-3/8")	KP462-5 (1-5/8")		KP462-22		KP463-22		KP463-21	KP464-4	KP464-5
D4SJ300X714-2	KP461-25 (1-3/8")	KP461-21 (1-3/8")	KP462-5 (1-5/8")		KP462-22		KP463-22		KP463-21	KP464-4	KP464-5
D6SH350X912-2	KP461-33 (2-1/8")	KP461-32 (1-5/8")	KP462-5 (1-5/8")	KP462-20			KP463-10		KP463-9	KP464-2	KP464-7
D6SJ400X1024-2	KP461-33 (2-1/8")	KP461-32 (1-5/8")	KP462-5 (1-5/8")	KP462-20			KP463-10		KP463-9	KP464-2	KP464-7
<b>LOW/MED TEMPERATURE - STANDARD CONDENSER</b>											
D2SA45X145-2	KP461-27 (7/8")	KP461-26 (7/8")	KP462-4 (1-1/8")			KP463-11	KP463-7	KP463-12	KP463-8		
D3SA75X170-2	KP461-23 (1-1/8")	KP461-22 (1-1/8")	KP462-10 (1-1/8")			KP463-11	KP463-7	KP463-12	KP463-8		
D3SC75X213-2	KP461-23 (1-1/8")	KP461-22 (1-1/8")	KP462-10 (1-1/8")			KP463-11	KP463-7	KP463-12	KP463-8		
D3SS100X357-2	KP461-15 (1-1/8")	KP461-6 (1-1/8")	KP462-4 (1-1/8")			KP463-14	KP463-7	KP463-13	KP463-8	KP464-6	
D4SF100X357-2	KP461-18 (1-3/8")	KP461-6 (1-1/8")	KP462-6 (1-3/8")		KP462-22	KP463-14	KP463-7	KP463-13	KP463-8	KP464-4	
D4SL150X494-2	KP461-25 (1-3/8")	KP461-21 (1-3/8")	KP462-5 (1-5/8")		KP462-22		KP463-22		KP463-21	KP464-4	KP464-5
D4ST200X580-2	KP461-25 (1-3/8")	KP461-21 (1-3/8")	KP462-5 (1-5/8")		KP462-22		KP463-22		KP463-21	KP464-4	KP464-5
D6SL250X714-2	KP461-25 (1-3/8")	KP461-21 (1-3/8")	KP462-5 (1-5/8")	KP462-20			KP463-22		KP463-21	KP464-4	KP464-5
D6ST320X822-2	KP461-31 (1-3/8")	KP461-30 (1-3/8")	KP462-5 (1-5/8")	KP462-20			KP463-10		KP463-9	KP464-2	KP464-7
D6SU400X912-2	KP461-33 (2-1/8")	KP461-32 (1-5/8")	KP462-8 (2-1/8")	KP462-21			KP463-10		KP463-9	KP464-2	KP464-7
<b>LOW/MED TEMPERATURE - LARGE CONDENSER</b>											
D2SA45X213-2	KP461-27 (7/8")	KP461-26 (7/8")	KP462-4 (1-1/8")			KP463-11	KP463-7	KP463-12	KP463-8		
D3SA75X213-2	KP461-23 (1-1/8")	KP461-22 (1-1/8")	KP462-10 (1-1/8")			KP463-11	KP463-7	KP463-12	KP463-8		
D3SC75X247-2	KP461-15 (1-1/8")	KP461-6 (1-1/8")	KP462-4 (1-1/8")			KP463-14	KP463-7	KP463-13	KP463-8	KP464-6	
D3SS100X456-2	KP461-10 (1-1/8")	KP461-9 (1-1/8")	KP462-4 (1-1/8")		KP462-22	KP463-20	KP463-9	KP463-19	KP463-10	KP464-2	
D4SF100X494-2	KP461-25 (1-3/8")	KP461-21 (1-3/8")	KP462-5 (1-5/8")		KP462-22		KP463-22		KP463-21	KP464-4	KP464-5
D4SL150X580-2	KP461-25 (1-3/8")	KP461-21 (1-3/8")	KP462-5 (1-5/8")		KP462-22		KP463-22		KP463-21	KP464-4	KP464-5
D4ST200X714-2	KP461-25 (1-3/8")	KP461-21 (1-3/8")	KP462-5 (1-5/8")		KP462-22		KP463-22		KP463-21	KP464-4	KP464-5
D6SL250X822-2	KP461-31 (1-3/8")	KP461-30 (1-3/8")	KP462-5 (1-5/8")	KP462-20			KP463-10		KP463-9	KP464-2	KP464-7
D6ST320X912-2	KP461-31 (1-3/8")	KP461-30 (1-3/8")	KP462-5 (1-5/8")	KP462-20			KP463-10		KP463-9	KP464-2	KP464-7
D6SU400X1024-2	KP461-33 (2-1/8")	KP461-32 (1-5/8")	KP462-8 (2-1/8")	KP462-21			KP463-10		KP463-9	KP464-2	KP464-7

# Copeland Semi-Hermetic air cooled condensing units

## OPTIONS - Cont'd

PRODUCT NUMBER	CRANKCASE PRESSURE	HP/LP CONTROL	HP CONTROL	LP CONTROL	HP/LP CONTROL	GAUGE			START BY-PASS 5/8"	DISCHARGE MUFFLER & CAPACITY CONTROL
						TWO PANEL	THREE PANEL	FOUR PANEL		

## FRAME BASE UNITS - Cont'd

### MED/HIGH TEMPERATURE - STANDARD CONDENSER

D2SC65X187-2	ON REQUEST	KP415-2	KP415-3	KP415-4	KP415-5	KP415-12	KP415-13	KP415-14	KP415-21	ON REQUEST
D3SA75X213-2	ON REQUEST	KP415-2	KP415-3	KP415-4	KP415-5	KP415-12	KP415-13	KP415-14	KP415-26	ON REQUEST
D3SC100X290-2	ON REQUEST	KP415-2	KP415-3	KP415-4	KP415-5	KP415-12	KP415-13	KP415-14	KP415-26	ON REQUEST
D3SS150X494-2	ON REQUEST	KP415-2	KP415-3	KP415-4	KP415-5	KP415-12	KP415-13	KP415-14	KP415-26	ON REQUEST
D4SA200X494-2	ON REQUEST	KP415-2	KP415-3	KP415-4	KP415-5	KP415-12	KP415-13	KP415-14	KP415-22	ON REQUEST
D4SH250X494-2	ON REQUEST	KP415-2	KP415-3	KP415-4	KP415-5	KP415-12	KP415-13	KP415-14	KP415-22	ON REQUEST
D4SJ300X580-2	ON REQUEST	KP415-2	KP415-3	KP415-4	KP415-5	KP415-12	KP415-13	KP415-14	KP415-22	ON REQUEST
D6SH350X822-2	ON REQUEST	KP415-2	KP415-3	KP415-4	KP415-5	KP415-12	KP415-13	KP415-14	KP415-24	ON REQUEST
D6SJ400X822-2	ON REQUEST	KP415-2	KP415-3	KP415-4	KP415-5	KP415-12	KP415-13	KP415-14	KP415-24 KP415-21	ON REQUEST

### MED/HIGH TEMPERATURE - LARGE CONDENSER

D2SC65X213-2	ON REQUEST	KP415-2	KP415-3	KP415-4	KP415-5	KP415-12	KP415-13	KP415-14	KP415-21	ON REQUEST
D3SA75X247-2	ON REQUEST	KP415-2	KP415-3	KP415-4	KP415-5	KP415-12	KP415-13	KP415-14	KP415-26	ON REQUEST
D3SC100X318-2	ON REQUEST	KP415-2	KP415-3	KP415-4	KP415-5	KP415-12	KP415-13	KP415-14	KP415-26	ON REQUEST
D3SS150X580-2	ON REQUEST	KP415-2	KP415-3	KP415-4	KP415-5	KP415-12	KP415-13	KP415-14	KP415-26	ON REQUEST
D4SA200X580-2	ON REQUEST	KP415-2	KP415-3	KP415-4	KP415-5	KP415-12	KP415-13	KP415-14	KP415-22	ON REQUEST
D4SH250X580-2	ON REQUEST	KP415-2	KP415-3	KP415-4	KP415-5	KP415-12	KP415-13	KP415-14	KP415-22	ON REQUEST
D4SJ300X714-2	ON REQUEST	KP415-2	KP415-3	KP415-4	KP415-5	KP415-12	KP415-13	KP415-14	KP415-22	ON REQUEST
D6SH350X912-2	ON REQUEST	KP415-2	KP415-3	KP415-4	KP415-5	KP415-12	KP415-13	KP415-14	KP415-24	ON REQUEST
D6SJ400X1024-2	ON REQUEST	KP415-2	KP415-3	KP415-4	KP415-5	KP415-12	KP415-13	KP415-14	KP415-24	ON REQUEST

### LOW/MED TEMPERATURE - STANDARD CONDENSER

D2SA45X145-2	ON REQUEST	KP415-2	KP415-3	KP415-4	KP415-5	KP415-12	KP415-13	KP415-14	KP415-21	ON REQUEST
D3SA75X170-2	ON REQUEST	KP415-2	KP415-3	KP415-4	KP415-5	KP415-12	KP415-13	KP415-14	KP415-26	ON REQUEST
D3SC75X213-2	ON REQUEST	KP415-2	KP415-3	KP415-4	KP415-5	KP415-12	KP415-13	KP415-14	KP415-26	ON REQUEST
D3SS100X357-2	ON REQUEST	KP415-2	KP415-3	KP415-4	KP415-5	KP415-12	KP415-13	KP415-14	KP415-26	ON REQUEST
D4SF100X357-2	ON REQUEST	KP415-2	KP415-3	KP415-4	KP415-5	KP415-12	KP415-13	KP415-14	KP415-10	ON REQUEST
D4SL150X494-2	ON REQUEST	KP415-2	KP415-3	KP415-4	KP415-5	KP415-12	KP415-13	KP415-14	KP415-10	ON REQUEST
D4ST200X580-2	ON REQUEST	KP415-2	KP415-3	KP415-4	KP415-5	KP415-12	KP415-13	KP415-14	KP415-10	ON REQUEST
D6SL250X714-2	ON REQUEST	KP415-2	KP415-3	KP415-4	KP415-5	KP415-12	KP415-13	KP415-14	KP415-24	ON REQUEST
D6ST320X822-2	ON REQUEST	KP415-2	KP415-3	KP415-4	KP415-5	KP415-12	KP415-13	KP415-14	KP415-24	ON REQUEST
D6SU400X912-2	ON REQUEST	KP415-2	KP415-3	KP415-4	KP415-5	KP415-12	KP415-13	KP415-14	KP415-24	ON REQUEST

### LOW/MED TEMPERATURE - LARGE CONDENSER

D2SA45X213-2	ON REQUEST	KP415-2	KP415-3	KP415-4	KP415-5	KP415-12	KP415-13	KP415-14	KP415-21	ON REQUEST
D3SA75X213-2	ON REQUEST	KP415-2	KP415-3	KP415-4	KP415-5	KP415-12	KP415-13	KP415-14	KP415-26	ON REQUEST
D3SC75X247-2	ON REQUEST	KP415-2	KP415-3	KP415-4	KP415-5	KP415-12	KP415-13	KP415-14	KP415-26	ON REQUEST
D3SS100X456-2	ON REQUEST	KP415-2	KP415-3	KP415-4	KP415-5	KP415-12	KP415-13	KP415-14	KP415-26	ON REQUEST
D4SF100X494-2	ON REQUEST	KP415-2	KP415-3	KP415-4	KP415-5	KP415-12	KP415-13	KP415-14	KP415-10	ON REQUEST
D4SL150X580-2	ON REQUEST	KP415-2	KP415-3	KP415-4	KP415-5	KP415-12	KP415-13	KP415-14	KP415-10	ON REQUEST
D4ST200X714-2	ON REQUEST	KP415-2	KP415-3	KP415-4	KP415-5	KP415-12	KP415-13	KP415-14	KP415-10	ON REQUEST
D6SL250X822-2	ON REQUEST	KP415-2	KP415-3	KP415-4	KP415-5	KP415-12	KP415-13	KP415-14	KP415-24	ON REQUEST
D6ST320X912-2	ON REQUEST	KP415-2	KP415-3	KP415-4	KP415-5	KP415-12	KP415-13	KP415-14	KP415-24	ON REQUEST
D6SU400X1024-2	ON REQUEST	KP415-2	KP415-3	KP415-4	KP415-5	KP415-12	KP415-13	KP415-14	KP415-24	ON REQUEST

SECTION 3

# Copeland Semi-Hermetic air cooled condensing units

OPTIONS Cont'd									
PRODUCT NUMBER	OIL SEPARATOR	ACCUMULATOR		LIQUID LINE			LIQUID SOLENOID VALVE		
	INTERNAL FLOAT	WITH VIBRATION ELIMINATOR	WITHOUT VIBRATION ELIMINATOR	1/2"	3/4"	5/8"	1/2"	3/4"	5/8"
<b>SHEET METAL BASE UNITS</b>									
<b>MED/HIGH TEMPERATURE - STANDARD CONDENSER</b>									
DKJ10X30	KP209-14 (5/8")	KP440-5 (5/8")	KP223-19 (5/8")	KP446-5			KP446-6		
DKSJ15X41	KP209-14 (5/8")	KP440-5 (5/8")	KP223-19 (5/8")	KP446-5			KP446-6		
DLE20X72	KP209-1 (5/8")	KP440-2 (5/8")	KP223-7 (5/8")	KP446-5			KP446-6		
DLJ30X108	KP209-4 (5/8")	KP440-2 (5/8")	KP223-7 (5/8")	KP446-1			KP446-3		
DLL40X133	KP446-30 (7/8")	KP440-8 (1-1/8")			KP446-10	KP446-2	KP446-6	KP446-11	KP446-4
<b>MED/HIGH TEMPERATURE - LARGE CONDENSER</b>									
DKJ10X41	KP209-14 (5/8")	KP440-5 (5/8")	KP223-19 (5/8")	KP446-5			KP446-6		
DKSJ15X62	KP209-3 (5/8")	KP440-5 (5/8")	KP223-19 (5/8")	KP446-5			KP446-6		
DLE20X85	KP209-1 (5/8")	KP440-2 (5/8")	KP223-7 (5/8")	KP446-1			KP446-3		
DLJ30X133	KP446-30 (7/8")	KP440-8 (1-1/8")			KP446-10	KP446-2		KP446-11	KP446-4
DLL40X170	KP446-12 (7/8")	KP440-8 (1-1/8")			KP446-10	KP446-2		KP446-11	KP446-4
<b>LOW/MED TEMPERATURE - STANDARD CONDENSER</b>									
DKL20X41	KP209-14 (5/8")	KP440-5 (5/8")	KP223-19 (5/8")		KP446-5			KP446-6	
DKSL20X72	KP209-3 (5/8")	KP440-5 (5/8")	KP223-19 (5/8")		KP446-5			KP446-6	
DLL30X108	KP209-4 (5/8")	KP440-1 (3/4")	KP225-1 (3/4")		KP446-1			KP446-3	
<b>LOW/MED TEMPERATURE - LARGE CONDENSER</b>									
DKL20X72	KP209-3 (5/8")	KP440-5 (5/8")	KP223-19 (5/8")	KP446-5					
DKSL20X85	KP209-3 (5/8")	KP440-5 (5/8")	KP223-19 (5/8")	KP446-1				KP446-3	
DLL30X133	KP446-30 (7/8")	KP440-8 (1-1/8")			KP446-10	KP446-2		KP446-11	KP446-4

# Dorin Semi-Hermetic air cooled condensing units

## LOW/MEDIUM/HIGH TEMPERATURE APPLICATIONS - 32°C AMBIENT

PRODUCT NUMBER	CAPACITY WATTS									REC'R CAP Kg
	EVAPORATING TEMPERATURE °C									
	-35	-30	-25	-20	-15	-10	-5	0	5	
<b>REED COMPRESSOR MODELS - R507/R404A</b>										
H040CX017-1-2	470	590	730	900	1100	1320	1550	1800	2040	1.9
H075CX021-1-2	630	820	1030	1260	1510	1780	2070	2400	2760	1.9
H075CX035-1-2	660	850	1050	1300	1600	1930	2280	2640	3010	3.6
H100CX035-1-2	910	1170	1480	1830	2210	2620	3050	3510	4020	3.6
H100CX039-1-2	930	1200	1500	1850	2240	2660	3100	3570	4100	3.6
H150CX041-1-2	1150	1480	1860	2290	2770	3270	3800	4350	4940	3.6
H180CX062-2	1300	1700	2150	2650	3190	3780	4430	5150	5980	3.6
H220CX062-2	1670	2150	2710	3330	4010	4750	5560	6430	7320	3.6
H280CX085-2	2070	2700	3410	4220	5120	6090	7140	8260	9400	6.6
H300CX108-2	2360	3110	3990	4960	6030	7220	8530	9960	11500	6.6
H350CX122-2	2590	3430	4390	5440	6560	7780	9120	10640	12350	6.6
H380CX122-2	2850	3790	4810	5930	7180	8570	10090	11680	13260	6.6
H403CX133-2	3360	4260	5310	6520	7950	9600	11460	13450	15450	11.6
H503CX145-2	3720	4920	6300	7880	9640	11560	13630	15820	18110	11.6
K750CX247-2	6220	7930	9910	12140	14640	17400	20390	23540	26770	34.6
K1000CX357-2				15000	18010	21650	25350	29190	33380	34.6
K1500CX494-2				19910	23910	27800	32260	38040	45250	34.6



## LOW/MEDIUM/HIGH TEMPERATURE APPLICATIONS - 43°C AMBIENT

PRODUCT NUMBER	CAPACITY WATTS									REC'R CAP Kg
	EVAPORATING TEMPERATURE °C									
	-35	-30	-25	-20	-15	-10	-5	0	5	
<b>REED COMPRESSOR MODELS - R507/R404A</b>										
H040CX017-1-2	380	470	590	720	870	1040	1230	1430	1630	1.9
H075CX021-1-2	540	660	820	1030	1270	1510	1740	1980	2280	1.9
H075CX035-1-2	590	710	850	1050	1290	1630	1970	2270	2540	3.6
H100CX035-1-2	740	930	1190	1500	1840	2180	2510	2870	3320	3.6
H100CX039-1-2	800	970	1200	1510	1860	2220	2560	2920	3360	3.6
H150CX041-1-2	960	1160	1440	1830	2290	2730	3130	3530	4040	3.6
H180CX062-2	1030	1350	1730	2150	2600	3080	3600	4200	4910	3.6
H220CX062-2	1300	1710	2170	2680	3250	3860	4520	5200	5860	3.6
H280CX085-2	1650	2140	2730	3420	4210	5090	5990	6850	7640	6.6
H300CX108-2	1870	2460	3140	3920	4830	5870	7010	8200	9380	6.6
H350CX122-2	1980	2670	3470	4360	5310	6330	7440	8640	9930	6.6
H380CX122-2	2190	3030	3920	4850	5870	6990	8200	9440	10460	6.6
H403CX133-2	2540	3370	4340	5430	6660	7870	9270	10990	12830	11.6
H503CX145-2	3190	3940	5000	6430	8060	9710	11310	12980	14890	11.6
K750CX247-2	4830	6430	8110	9910	11900	14190	16650	19460	22350	34.6
K1000CX357-2				11840	14550	17650	20780	24000	27380	34.6
K1500CX494-2				16560	20150	23770	27830	32850	38460	34.6

### NOTES:

- \* Receiver capacity based on 80% liquid & 20% vapour by volume at 32°C (rated ambient) condition.
- \* Capacities based on nominated ambient temperatures, 20°C return vapour & inherent subcooling (2 to 3K)
- \* For changed Ambient Temperatures - increase capacity 1% for each 1°C reduction in ambient temperature. Decrease capacity by 1% for each 1°C increase in ambient temperature.
- \* For changed liquid entering temperature - increase capacity 1% for each 1°C lower liquid entry temperature. Decrease capacity 1% for each 1°C increase in liquid entry temperature.

# Dorin Semi-Hermetic air cooled condensing units - Cont'd



## LOW/MEDIUM/HIGH TEMPERATURE APPLICATIONS - 32°C AMBIENT

PRODUCT NUMBER	CAPACITY WATTS									REC'R CAP Kg
	EVAPORATING TEMPERATURE °C									
	-35	-30	-25	-20	-15	-10	-5	0	5	
<b>REED COMPRESSOR MODELS - R22</b>										
H040CX017-1-2					1120	1340	1580	1860	2170	2.3
H075CX021-1-2					1520	1840	2170	2530	2950	2.3
H075CX035-1-2					1570	1930	2290	2690	3140	4.2
H100CX035-1-2					2210	2700	3190	3700	4290	4.2
H100CX039-1-2					2240	2730	3230	3760	4370	4.2
H150CX041-1-2					2710	3320	3930	4570	5280	4.2
H180CX062-2					3150	3840	4540	5300	6220	4.2
H220CX062-2					3940	4810	5690	6620	7690	4.2
H280CX085-2					4900	6000	7110	8310	9750	7.8
H300CX108-2					5730	7110	8560	10120	11840	7.8
H350CX122-2					6090	7830	9510	11040	12980	7.8
H380CX122-2					6550	8210	9920	11740	13770	7.8
H403CX133-2					7290	9190	11180	13380	15910	14.0
H503CX145-2					9150	11150	13160	15320	17830	14.0
K750CX247-2					14400	17430	20810	24650	29130	41.2
K1000CX357-2					17030	20590	24560	29050	34230	41.2
K1500CX494-2					21740	26080	30850	36140	42120	41.2

## LOW/MEDIUM/HIGH TEMPERATURE APPLICATIONS - 43°C AMBIENT

PRODUCT NUMBER	CAPACITY WATTS									REC'R CAP Kg
	EVAPORATING TEMPERATURE °C									
	-35	-30	-25	-20	-15	-10	-5	0	5	
<b>REED COMPRESSOR MODELS - R22</b>										
H040CX017-1-2					960	1160	1390	1630	1890	2.3
H075CX021-1-2					1330	1610	1900	2220	2580	2.3
H075CX035-1-2					1350	1670	1990	2350	2760	4.2
H100CX035-1-2					1910	2350	2790	3270	3820	4.2
H100CX039-1-2					1940	2380	2830	3310	3880	4.2
H150CX041-1-2					2360	2890	3440	4030	4710	4.2
H180CX062-2					2740	3370	4030	4780	5710	4.2
H220CX062-2					3440	4210	5010	5850	6820	4.2
H280CX085-2					4270	5260	6300	7470	8890	7.8
H300CX108-2					4680	5910	7280	8860	10690	7.8
H350CX122-2					4970	6410	7860	9430	11140	7.8
H380CX122-2					5500	6970	8520	10170	11990	7.8
H403CX133-2					6150	7880	9740	11780	14110	14.0
H503CX145-2					7620	9380	11170	13110	15340	14.0
K750CX247-2					12400	15250	18540	22090	26090	41.2
K1000CX357-2					14920	18200	21830	25700	30140	41.2
K1500CX494-2					18870	22780	27110	31910	37290	41.2

### NOTES:

- \* Receiver capacity based on 80% liquid & 20% vapour by volume at 32°C (rated ambient) condition.
- \* Capacities based on nominated ambient temperatures, 20°C return vapour & inherent subcooling (2 to 3K)
- \* For changed Ambient Temperatures - increase capacity 1% for each 1°C reduction in ambient temperature. Decrease capacity by 1% for each 1°C increase in ambient temperature.
- \* For changed liquid entering temperature - increase capacity 1% for each 1°C lower liquid entry temperature. Decrease capacity 1% for each 1°C increase in liquid entry temperature.



# Dorin Semi-Hermetic air cooled condensing units - Cont'd



PRODUCT NUMBER	ELECTRICAL DATA						
	NOMINAL HP	COMPRESSOR			CONDENSOR MOTOR		
		AMPS / PHASE			VOLTS	RLA	WATTS
RLA *1	MCC *2	LRA					
<b>TECHNICAL DATA</b>							
H040CX017-2	0.75	1.62	2.4	11.1	240/1	0.63	95
H040CX017-1	0.75	4.37	6	30	240/1	0.63	95
H075CX021-2	1.0	2.11	2.9	13.8	240/1	0.63	95
H075CX021-1	1.0	6.56	9	44	240/1	0.63	95
H075CX035-2	1.0	2.11	2.9		240/1	0.63	95
H075CX035-1	1.0	6.56	9	13.8	240/1	0.63	95
H100CX039-2	1.8	2.73	4.4	44	240/1	0.63	95
H100CX039-1	1.8	6.83	10	20	240/1	0.63	95
H150CX041-2	3.0	3.08	6	62	240/1	0.63	95
H150CX041-1	3.0	7.48	13.5	24.4	240/1	0.63	95
H180CX062-2	3.0	3.79	6	69	240/1	0.63	155
H220CX062-2	3.0	4.48	6	24.4	240/1	0.63	155
H280CX085-2	3.8	6.22	9.4	24.4	240/1	0.63	155
H300CX108-2	3.8	6.94	9.4	43.6	240/1	0.63	155
H350CX122-2	3.8	7.28	9.4	43.6	240/1	0.63	155
H380CX122-2	3.8	8.11	9.4	43.6	240/1	0.63	155
H403CX133-2	5.5	8.5	13.5	43.6	240/1	2	470
H503CX145-2	7.5	11.1	17.5	63.1	240/1	2	470
K750CX247-2	7.5	13.38	20	86	415/3	1.1	520
K1000CX357-2	15.0	16.67	30	100	415/3	1.1	520
K1500CX494-2	15.0	20.43	30	114	415/3	1.1	520

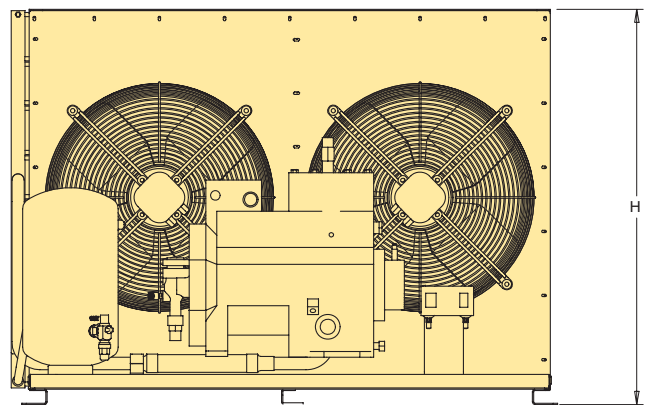
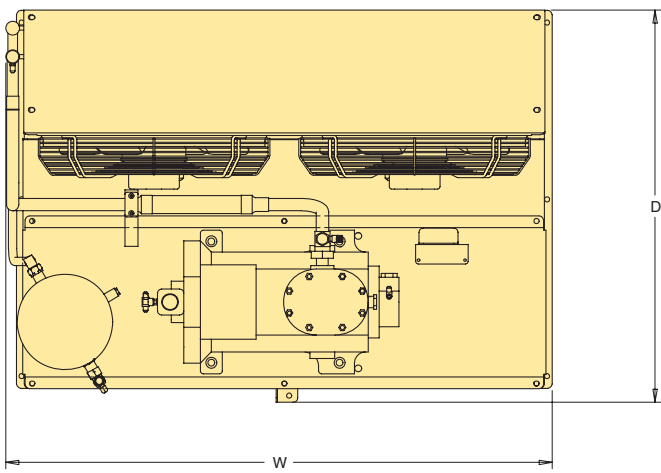
**NOTES:**

1. RLA is taken at +5°C SST R22 (HT), -5°C SST R22 (R404A Scroll) (MT), -25°C SST R404A (LT), 45°C SCT. at compressor nominal rating condition.
2. M.C.C. (Maximum Continuous Current) is intended to be used as a guide for power supply rating, protection setting, and functional settings such as CPR valves.
3. Unit R.L.A. & Input Watts are given for the rated load condition based on calorimeter data where available. Actual values may change with varying conditions. RLA & Input Watts are intended as a guide
4. Unit MCC based on compressor MCC plus Fan R.L.A.
5. Sound Power - All data is preliminary only and actual levels may vary according to unit loading. (Tests are done with a Sound Intensity meter generally in accordance with ISO9614-1 intensity methods and AS1217.7 Survey method. To find Sound Pressure Level (dBA) @ 3m distance, subtract 17.5 dBA from Sound Power figures).
6. Dimensions H are with/without accessories, dimensions D include compressor and/or condenser overhang or base only.

# Dorin Semi-Hermetic air cooled condensing units - Cont'd

ELECTRICAL DATA			SOUND POWER dBA *5	DIMENSIONS									APPROX NET WEIGHT kg
UNIT				CONDENSER				UNIT					
WATTS INPUT	AMPS / PHASE			ROWS	FPI	FAN NO.	AIRFLOW l/sec	HEIGHT H	WIDTH W	DEPTH D	CONNECTIONS mm		
	RLA *3	MCC *4	SUCTION								INLET		
<b>TECHNICAL DATA</b>													
1118	5.0	6.63	65.1	4	6.5	1/300	260	385	552	602	1/2"	3/8"	49
1144	2.3	3.03	65.1	4	6.5	1/300	260	385	552	602	1/2"	3/8"	49
1580	7.2	9.63	65.6	4	6.5	1/300	280	385	552	602	5/8"	3/8"	55
1545	2.7	3.53	65.6	4	6.5	1/300	280	385	552	602	5/8"	3/8"	55
2198	7.8	10.26	67.1	3	8.0	2/300	560	483	947	781	5/8"	3/8"	62
2270	3.4	4.16	67.1	3	8.0	2/300	560	483	947	781	5/8"	3/8"	62
2198	8.1	11.26	68.1	4	6.5	2/300	540	483	947	784	5/8"	3/8"	65
2270	4.0	5.66	68.1	4	6.5	2/300	540	483	947	784	5/8"	3/8"	65
2592	8.7	14.76	68.3	4	6.5	2/300	560	483	947	784	5/8"	3/8"	68
2720	4.3	7.26	68.3	4	6.5	2/300	560	483	947	784	5/8"	3/8"	68
3192	5.1	7.26	74.5	3	8.0	2/350	1038	483	958	780	5/8"	3/8"	88
3820	5.7	7.26	76	3	8.0	2/350	1038	495	958	784	3/4"	3/8"	94
4921	7.5	10.66	75	4	8.0	2/350	1087	556	957	784	3/4"	1/2"	110
5470	8.2	10.66	75	5	10.0	2/350	1078	658	978	783	7/8"	1/2"	112
5640	8.5	10.66	75	6	10.0	2/350	1007	658	978	783	1-1/8"	1/2"	150
5720	9.4	10.66	75	6	10.0	2/350	1007	658	978	783	1-1/8"	1/2"	154
8538	12.5	17.5	80.5	3	8.0	2/500	2337	808	1261	921	1-3/8"	5/8"	197
9541	15.1	21.5	80.5	3	8.0	2/500	2445	908	1261	920	1-3/8"	5/8"	197
10540	16.7	19.2	83.6	3	8.0	2 x 630	4175	1010	1715	1112	1-3/8"	1	328
14940	20.2	32.2	83.1	6	8.0	2 x 630	3350	1010	1715	1112	1-3/8"	1	390
18680	27.9	34.4	84.6	3	8.0	4 x 630	8350	1436	1720	1201	1-5/8"	1-1/8"	415

SECTION 3



# Dorin Semi-Hermetic air cooled condensing units

## OPTIONS

PRODUCT NUMBER	OIL SEPARATOR	ACCUMULATOR	LIQUID SOLENOID VALVE		LIQUID LINE		CRANKCASE PRESSURE REGULATOR	DISCHARGE MUFFLER
			3/4"	5/8"	3/4"	5/8"		
<b>MED/HIGH TEMPERATURE - STANDARD CONDENSER</b>								
H040CX017-2	KP480-19	KP480-20	KP446-25		KP446-24		ON REQUEST	ON REQUEST
H040CX017-1	KP480-19	KP480-20	KP446-25		KP446-24		ON REQUEST	ON REQUEST
H075CX021-2	KP480-21	KP480-20	KP446-25		KP446-24		ON REQUEST	ON REQUEST
H075CX021-1	KP480-21	KP480-20	KP446-25		KP446-24		ON REQUEST	ON REQUEST
H075CX035-2	KP480-1	KP480-2	KP446-6		KP446-5		ON REQUEST	ON REQUEST
H075CX035-1	KP480-1	KP480-2	KP446-6		KP446-5		ON REQUEST	ON REQUEST
H100CX039-2	KP480-1	KP480-2	KP446-6		KP446-5		ON REQUEST	ON REQUEST
H100CX039-1	KP480-1	KP480-2	KP446-6		KP446-5		ON REQUEST	ON REQUEST
H150CX041-2	KP480-3	KP480-2	KP446-6		KP446-5		ON REQUEST	ON REQUEST
H150CX041-1	KP480-3	KP480-2	KP446-6		KP446-5		ON REQUEST	ON REQUEST
H180CX062-2	KP480-11	KP480-2	KP446-6		KP446-5		ON REQUEST	ON REQUEST
H220CX062-2	KP480-4	KP480-5	KP446-6		KP446-5		ON REQUEST	ON REQUEST
H280CX085-2	KP480-4	KP480-5	KP446-3		KP446-1		ON REQUEST	ON REQUEST
H300CX108-2	KP480-6	KP480-7	KP446-3		KP446-1		ON REQUEST	ON REQUEST
H350CX122-2	KP480-6	KP480-8	KP446-3		KP446-1		ON REQUEST	ON REQUEST
H380CX122-2	KP480-6	KP480-8	KP446-3		KP446-1		ON REQUEST	ON REQUEST
H403CX133-2	KP480-15	KP480-10	KP446-11	KP446-4	KP446-10	KP446-2	ON REQUEST	ON REQUEST
H503CX145-2	KP480-9	KP480-10	KP446-11	KP446-4	KP446-10	KP446-2	ON REQUEST	ON REQUEST
K750CX247-2	KP461-15	KP462-6	KP463-13		KP463-14		ON REQUEST	ON REQUEST
K1000CX357-2	KP461-18	KP462-6	KP463-13		KP463-14		ON REQUEST	ON REQUEST
K1500CX494-2	KP461-25	KP462-5					ON REQUEST	ON REQUEST

PRODUCT NUMBER	HP/LP CONTROL AUTO/MANUAL	HP CONTROL	LP CONTROL	HP/LP CONTROL FAN CYCLE	GAUGE			CAPACITY CONTROL
					TWO PANEL	THREE PANEL	FOUR PANEL	
<b>MED/HIGH TEMPERATURE - STANDARD CONDENSER</b>								
H040CX017-2	KP415-2	KP415-3	KP415-4	KP415-5	KP415-12	KP415-13	KP415-14	N/A
H040CX017-1	KP415-2	KP415-3	KP415-4	KP415-5	KP415-12	KP415-13	KP415-14	N/A
H075CX021-2	KP415-2	KP415-3	KP415-4	KP415-5	KP415-12	KP415-13	KP415-14	N/A
H075CX021-1	KP415-2	KP415-3	KP415-4	KP415-5	KP415-12	KP415-13	KP415-14	N/A
H075CX035-2	KP415-2	KP415-3	KP415-4	KP415-5	KP415-12	KP415-13	KP415-14	N/A
H075CX035-1	KP415-2	KP415-3	KP415-4	KP415-5	KP415-12	KP415-13	KP415-14	N/A
H100CX039-2	KP415-2	KP415-3	KP415-4	KP415-5	KP415-12	KP415-13	KP415-14	N/A
H100CX039-1	KP415-2	KP415-3	KP415-4	KP415-5	KP415-12	KP415-13	KP415-14	N/A
H150CX041-2	KP415-2	KP415-3	KP415-4	KP415-5	KP415-12	KP415-13	KP415-14	N/A
H150CX041-1	KP415-2	KP415-3	KP415-4	KP415-5	KP415-12	KP415-13	KP415-14	N/A
H180CX062-2	KP415-2	KP415-3	KP415-4	KP415-5	KP415-12	KP415-13	KP415-14	N/A
H220CX062-2	KP415-2	KP415-3	KP415-4	KP415-5	KP415-12	KP415-13	KP415-14	N/A
H280CX085-2	KP415-2	KP415-3	KP415-4	KP415-5	KP415-12	KP415-13	KP415-14	N/A
H300CX108-2	KP415-2	KP415-3	KP415-4	KP415-5	KP415-12	KP415-13	KP415-14	N/A
H350CX122-2	KP415-2	KP415-3	KP415-4	KP415-5	KP415-12	KP415-13	KP415-14	N/A
H380CX122-2	KP415-2	KP415-3	KP415-4	KP415-5	KP415-12	KP415-13	KP415-14	N/A
H403CX133-2	KP415-2	KP415-3	KP415-4	KP415-5	KP415-12	KP415-13	KP415-14	N/A
H503CX145-2	KP415-2	KP415-3	KP415-4	KP415-5	KP415-12	KP415-13	KP415-14	N/A
K750CX247-2	KP415-2	KP415-3	KP415-4	KP415-5	KP415-12	KP415-13	KP415-14	ON REQUEST
K1000CX357-2	KP415-2	KP415-3	KP415-4	KP415-5	KP415-12	KP415-13	KP415-14	ON REQUEST
K1500CX494-2	KP415-2	KP415-3	KP415-4	KP415-5	KP415-12	KP415-13	KP415-14	ON REQUEST