







The image features a dark gray background with decorative white lines at the top and bottom. These lines consist of several thin, parallel horizontal lines that curve and loop at their ends, creating a sense of motion or flow.

# HEATER CONTROL VALVES

# HEATER CONTROL VALVES

| Part No       | Description                                       | Image   |
|---------------|---|---|
| <b>HFOR16</b> | HEATER CONTROL VALVE TO SUIT VN/VP/VR/VS/VT 8cyl. |     |
| <b>HHOL15</b> | HEATER CONTROL VALVE TO SUIT VN/VP/VR/VS/VT 6cyl. |     |
| <b>HFOR16</b> | HEATER CONTROL VALVE TO SUIT FALCON XD-XF 8cyl.   |    |
| <b>HFOR48</b> | HEATER CONTROL VALVE TO SUIT FALCON BA/BF         |  |
| <b>HFOR14</b> | HEATER CONTROL VALVE TO SUIT FALCON EB-AU 8cyl.   |  |
| <b>HFOR49</b> | HEATER CONTROL VALVE TO SUIT FALCON XF-AU         |   |